

# Activity sheets

## Set 3


# Activity sheet 3.A


## Point it out

<b>1000</b>	<b>2000</b>	<b>3000</b>	<b>4000</b>	<b>5000</b>	<b>6000</b>	<b>7000</b>	<b>8000</b>	<b>9000</b>
<b>100</b>	<b>200</b>	<b>300</b>	<b>400</b>	<b>500</b>	<b>600</b>	<b>700</b>	<b>800</b>	<b>900</b>
<b>10</b>	<b>20</b>	<b>30</b>	<b>40</b>	<b>50</b>	<b>60</b>	<b>70</b>	<b>80</b>	<b>90</b>
<b>1</b>	<b>2</b>	<b>3</b>	<b>4</b>	<b>5</b>	<b>6</b>	<b>7</b>	<b>8</b>	<b>9</b>
<b>0.1</b>	<b>0.2</b>	<b>0.3</b>	<b>0.4</b>	<b>0.5</b>	<b>0.6</b>	<b>0.7</b>	<b>0.8</b>	<b>0.9</b>
<b>0.01</b>	<b>0.02</b>	<b>0.03</b>	<b>0.04</b>	<b>0.05</b>	<b>0.06</b>	<b>0.07</b>	<b>0.08</b>	<b>0.09</b>

# Activity sheet 3.B

## More or less

		 <b>is less than</b>		
--	--	--	--	--

		 <b>is more than</b>		
--	--	--	--	--

**Rules:**

Place the 0–9 cards face up. Take turns to choose a card and place it on the ‘More or less’ board to make true number sentences.

*Variation 1:* Start with the cards face down.

*Variation 2:* Play with two sets of cards.

*Variation 3:* Play with the cards face down, and each choose one line on the board. Try to win by making your number line true, and your partner’s number line false.

# Activity sheet 3.C1

## Be nasty

Play in pairs. Take turns to go first.  
Shuffle the number cards and the 'Be nasty' cards and place both packs face down.

### Equipment

2 sets of 0–9 number cards  
set of 'Be nasty' cards  
paper to keep score

Turn over a 'Be nasty' card. This is your target.

Now take turns to pick up number cards. You can place your number card on your own HTU line or on the other person's HTU line.

The aim is to make your own number as close as possible to the target – and to stop the other person from making a number closer to the target.

For example: target

NEAREST  
TO  
500

H

T

U

Player 1

Player 2

# Activity sheet 3.C2

**HIGHEST  
EVEN  
NUMBER**

**LOWEST  
EVEN  
NUMBER**

**HIGHEST  
ODD  
NUMBER**

**SMALLEST  
NUMBER**

**NEAREST TO  
A SQUARE  
NUMBER**

**NEAREST  
TO  
345**

**NEAREST  
TO A DECADE  
NUMBER**

**LOWEST  
ODD  
NUMBER**

**HIGHEST  
NUMBER**

**SMALLEST  
NUMBER**

**NEAREST  
ODD  
TO 350**

**NEAREST  
TO ANY  
CENTURY**

**NEAREST  
TO  
500**

**NEAREST  
TO  
625**

**LOWEST  
EVEN  
NUMBER**

**NEAREST  
TO A  
1000**

# Activity sheet 3.D

Number board 1

<b>56</b>	<b>20</b>	<b>7</b>	<b>60</b>	<b>51</b>
<b>33</b>	<b>12</b>	<b>78</b>	<b>93</b>	<b>30</b>
<b>88</b>	<b>63</b>	<b>41</b>	<b>24</b>	<b>75</b>
<b>15</b>	<b>49</b>	<b>76</b>	<b>50</b>	<b>25</b>
<b>19</b>	<b>40</b>	<b>37</b>	<b>85</b>	<b>35</b>

# Activity sheet 3.E

## Shop till receipt

MILKSHAKE		0.79
MILKSHAKE		0.79
PEPPERS MIXED		1.29
SPR ONION BCH		0.55
BAGUETTE		0.39
MUSHROOM CLS/C		
0.305 kg @ £2.40/ kg		0.73
ORGANIC ONIONS		0.89
NOODLES		0.64
WATERMELON	*	1.19
PEACHES	*	2.99
MAGNUM CLASSIC	*	2.19
MAGNUM WHITE	*	2.19
MULTISAVER****	(2.19)	
ONKEN YOG	500G	1.09
DR PEPPER	*	1.25
<hr/>		
SUB-TOTAL		16.97
MULTISAVER SAVING		-2.19
<hr/>		
TOTAL SAVINGS		-2.19
<hr/>		
TOTAL TO PAY		14.78
CHARGE CARD		14.78
CHANGE DUE		0.00

# Activity sheet 3.F

## Find the pairs

In the grid, search for pairs of numbers where one is ten times the other. You should be able to find ten pairs. One has been done for you.

35	110	11	46	160	142
16	350	406	12	18	5
160	15	3	180	108	8
32	30	13	19	80	10
325	130	21	190	1	7
32	201	123	200	70	17

In the next grid, search for pairs of numbers where one is 100 times the other.

15	150	11	46	160	14
1500	1050	406	1100	16	1060
28	2800	3	180	108	5
32	30	3000	300	80	500
3200	130	21	190	1	7
35	12	1200	2100	700	170



# Activity sheet 3.G


## Number board 2

$\frac{1}{2}$ cm	500 m	$\frac{3}{4}$ km	0.3 km	20 mm
1500 m	$\frac{1}{10}$ km	0.25 km	5 mm	95 cm
0.05 m	300 m	2 cm	20 cm	55 cm
450 cm	0.5 km	1.05 m	25 cm	40 cm
750 m	1.45 m	100 m	$\frac{2}{5}$ m	$\frac{1}{5}$ m

# Activity sheet 3.H

## Gozinto

For two players



### Rules

You need two dice.

Each player needs some counters of their own colour.

Take turns to throw the two dice. Add the numbers.

Cover a multiple of the answer with a counter.

The first to have four of their counters in a line wins.

# Activity sheet 3.I

## Problem solving

Problem

*Read through the problem and underline important words*

Calculation needed

How to solve

Answer to problem

# Activity sheet 3.J1

## Loot

### A game for 2 to 4 players

Sort the cards so that the money amounts are face up, then shuffle the pack.

#### Equipment

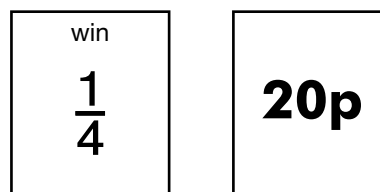
a pack of 'Loot' cards  
coins, or paper to keep score

*Player 1* turns over the top card and places it beside the pack to reveal a fraction and a money amount: for example,  $\frac{1}{4}$  and 20p.

The players work out that one quarter of 20p equals 5p.

The fraction card also has 'win' or 'lose' written on it. If the card says 'win', *Player 1* takes 5p out of the bank of coins.

If the card says 'lose', *Player 1* pays 5p back to the bank.



Now *Player 2* turns over the top card. The game ends when all the cards have been used.

The player who has the most money at the end of the game wins.

# Activity sheet 3.J2

<b>4p</b>	<b>8p</b>	<b>12p</b>
<b>16p</b>	<b>20p</b>	<b>24p</b>
<b>28p</b>	<b>32p</b>	<b>36p</b>
<b>40p</b>	<b>44p</b>	<b>48p</b>
<b>52p</b>	<b>56p</b>	<b>60p</b>

Reproduced by kind permission of Shropshire Mathematics Centre

# Activity sheet 3.J3

win $\frac{1}{4}$	win $\frac{1}{2}$	win $\frac{3}{4}$
win $\frac{1}{4}$	lose $\frac{1}{2}$	win $\frac{3}{4}$
lose $\frac{1}{4}$	win $\frac{1}{2}$	lose $\frac{3}{4}$
win $\frac{1}{4}$	win $\frac{1}{2}$	lose $\frac{3}{4}$
lose $\frac{1}{4}$	win $\frac{1}{2}$	win $\frac{3}{4}$

# Three in a line

You will need: a sheet of squared paper  
felt-tipped pens  
2 ordinary dice  
calculator

## 1 Together

Make a number line from 0 to 2 on squared paper.

The aim is to get three of your numbers in a line without any of the other player's numbers in between. If you succeed, you both win.

## 2 First player

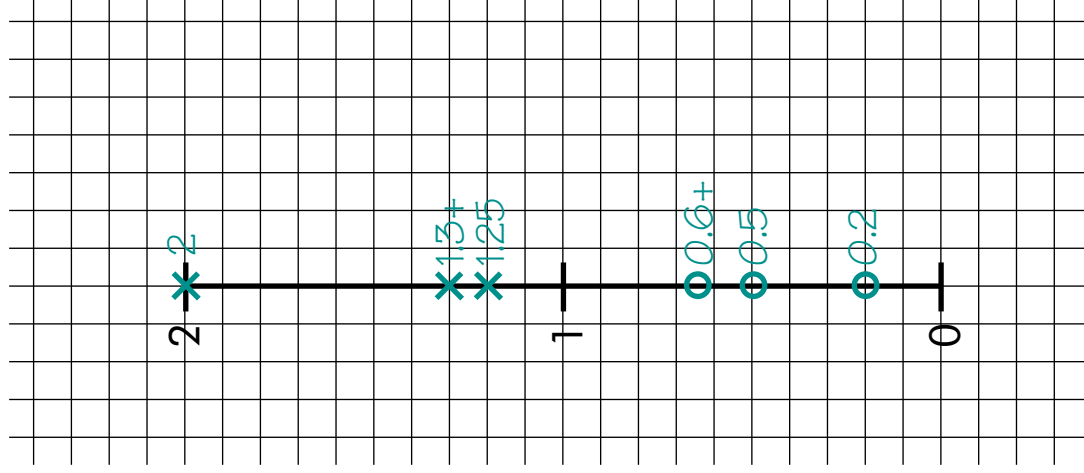
Toss the two dice and choose one of the numbers to divide by the other. Mark the resulting number on the number line with a cross. (Your number must be on the line, so if you get 6 and 1 you can't do  $6 \div 1$ , you must do  $1 \div 6$ .)

## 3 Next player

You do the same thing, but use a circle to mark your number.

## 4 Together

Go on taking turns like this. Try to get three crosses and three circles in a line.



## Variations

- You could use dice with different numbers on them, and a longer line.
- You could limit yourselves to three turns each.

# Activity sheet 3.L

## Dominoes

### Set A

10%

$\frac{1}{5}$

20%

$\frac{1}{4}$

25%

30%

$\frac{3}{10}$

75%

$\frac{3}{4}$

50%

$\frac{1}{2}$

80%

$\frac{4}{5}$

$\frac{2}{5}$

40%

$\frac{3}{5}$

60%

$\frac{1}{10}$

### Set B

$\frac{1}{2}$

30%

0.3

$\frac{1}{4}$

0.25

10%

$\frac{1}{10}$

75%

0.5

$\frac{1}{5}$

20%

70%

0.7

80%

0.8

$\frac{3}{4}$



# Activity sheet 3.M

## Fraction problem

There are three children in a family: Alice, Bryn and Chloe. Their grandmother gives them £240 to share between them.

Alice gets  $\frac{1}{2}$  of the money, Bryn  $\frac{1}{8}$  and Chloe  $\frac{3}{8}$ .

■ Who gets the most?

.....

■ Who gets the least?

.....

■ What is the difference between these two amounts?

.....

■ What fraction of the whole amount is that?

.....

■ Write this as the difference between two fractions.

.....

# Activity sheet 3.N

**0**

**1**

**2**

**3**

**4**

**5**

**6**

**7**

**8**

**9**

**10**

**1.25**

**4.25**

**5.25**

**7.25**

**8.75**

**2.75**

**2.5**

**3.5**

**6.5**

**8.5**

**9.5**

**1.1**

**2.4**

**5.2**

**5.7**

**6.3**

**7.1**

**7.9**

**9.6**

**What's next?**